



Round 2 : March 18 - 20 Queensland Raceway



HORSELL SIDECARS

Race 3

Date: 20/03/22
Event: R16
Weather: Mainly sunny - Temp: 30.2C
Track: Dry - Temp: 47.5C

Started at: 15:30:08
Laps: 6
Starters: 10
Printed at: 15:42


PROVISIONAL CLASSIFICATION


Pos	No	Name	Machine	Laps	Race Time	Behind Leader	Behind Prev	Fastest Lap	On Lap	Top Speed
1	17	Phillip UNDERWOOD / Tristan VERCOE (QLD) / Firefox Training	Suzuki LCR 1000	6	8:06.234			1:19.427	5	214
2	52	Neil TURNER / Danyon TURNER (QLD) / Buddhas M-cycle Spray Painting	Suzuki LCR 1000	6	8:14.726	8.492	8.492	1:21.006	6	202
3	102	Jamie TURNER / Shelby TURNER (QLD) / Century Pools	Suzuki LCR 1000	6	8:18.667	12.433	3.941	1:21.116	6	219
4	1	Patrick CLANCY / Amanda WILLIAMS (VIC) / DeWith Motorsports / Golden Age Homes / J&C Contracting / Pagid Brakes	Suzuki LCR 600	6	8:23.382	17.148	4.715	1:21.695	4	203
5	6	Des HARVEY / Stephen MARSHALL (WA) / City's Panel & Truck Repairs / Swan Towing / Chain Reaction M-c / Aceman	Kawasaki RHR 1000	6	8:23.938	17.704	.556	1:21.688	3	214
6	54	Mick ALTON / Chrissie CLANCY (NSW) / J&C Contracting	Suzuki LCR 600	6	8:28.912	22.678	4.974	1:23.034	4	201
7	15	Jeff BROWN / Paris HALSEY (NSW) / APW Motorcycles / Matty's Spoke Wheels / SDG Moto	Suzuki JBR 1000	6	8:28.919	22.685	.007	1:23.112	4	210
8	16	Darryl RAYNER / Cathy WARNE (NSW) / Rayner Racing	Honda Shelb 600	6	8:36.254	30.020	7.335	1:24.183	3	197
9	7	John COOPER / Diane BOUGHEN (QLD)	Suzuki NSR 1000	6	9:16.341	1:10.107	40.087	1:28.943	2	191
DNF	27	Howard FORD / Corey BLACKMAN (NSW)	Suzuki RHR 1000	5	6:58.236	12.273		1:21.808	3	212

Fastest Lap was 1:19.427 by Phillip UNDERWOOD / Tristan VERCOE (QLD)

Current race lap record for SCR class - 1:17.940 by Ray SPENCE / Jon WINDERS on a Elf set on 15/08/99

The results are provisional until the end of the time limit for protests and appeals.


Chief Timekeeper - Scott Laing


Race Director - Tom Williams



www.computime.com.au
COMPUTIME RACE TIMING SYSTEMS PTY LTD





Round 2 : March 18 - 20 Queensland Raceway



ASBK.COM.AU f t i y

HORSELL SIDECARS

Race 3

Date: 20/03/22
Event: R16
Weather: Mainly sunny - Temp: 30.2C
Track: Dry - Temp: 47.5C

Started at: 15:30:08
Laps: 6
Starters: 10
Printed at: 15:42

PROVISIONAL LAP TIMES

No	Name	Lap 1	Lap 2	Lap 3	Lap 4	Lap 5	Lap 6
1	Patrick CLANCY / Amanda WILLIAMS (VIC)	1:30.543	1:22.748	1:22.698	1:21.695	1:22.813	1:22.885
6	Des HARVEY / Stephen MARSHALL (WA)	1:30.067	1:21.966	1:21.688	1:23.271	1:23.095	1:23.851
7	John COOPER / Diane BOUGHEN (QLD)	1:35.364	1:28.943	1:31.081	1:31.435	1:33.998	1:35.520
15	Jeff BROWN / Paris HALSEY (NSW)	1:32.036	1:23.430	1:23.172	1:23.112	1:23.229	1:23.940
16	Darryl RAYNER / Cathy WARNE (NSW)	1:32.431	1:24.432	1:24.183	1:24.805	1:25.008	1:25.395
17	Phillip UNDERWOOD / Tristan VERCOE (QLD)	1:26.284	1:20.199	1:20.016	1:20.037	1:19.427	1:20.271
27	Howard FORD / Corey BLACKMAN (NSW)	1:28.686	1:22.490	1:21.808	1:22.573	1:22.679	
52	Neil TURNER / Danyon TURNER (QLD)	1:27.500	1:22.339	1:21.321	1:21.281	1:21.279	1:21.006
54	Mick ALTON / Chrissie CLANCY (NSW)	1:32.088	1:23.182	1:23.417	1:23.034	1:23.441	1:23.750
102	Jamie TURNER / Shelby TURNER (QLD)	1:30.492	1:21.960	1:21.645	1:21.584	1:21.870	1:21.116

The results are provisional until the end of the time limit for protests and appeals.

.....
Chief Timekeeper - Scott Laing

.....
Race Director - Tom Williams



www.computime.com.au
COMPUTIME RACE TIMING SYSTEMS PTY LTD





Round 2 : March 18 - 20 Queensland Raceway



HORSELL SIDECARS

Race 3

Date: 20/03/22
Event: R16
Weather: Mainly sunny - Temp: 30.2C
Track: Dry - Temp: 47.5C


Started at: 15:30:08
Laps: 6
Starters: 10
Printed at: 15:42

PROVISIONAL SPLIT TIMES

Lap	Split 1	Split 2	Split 3	Lap Time	Spd	Lap	Split 1	Split 2	Split 3	Lap Time	Spd
1 Patrick CLANCY / Amanda WILLIAMS (VIC) (4th)						17 Phillip UNDERWOOD / Tristan VERCOE (QLD) (1st)					
1	34.087	30.375	26.081	1:30.543	194	1	31.456	29.334	25.494	1:26.284	214
2	27.529	29.486	25.733	1:22.748	203	2	26.422	28.533	25.244	1:20.199	213
3	27.111	29.714	25.873	1:22.698	199	3	26.480	28.653	24.883	1:20.016	213
4	26.888	29.350	25.457	1:21.695	198	4	26.336	28.663	25.038	1:20.037	211
5	26.956	29.520	26.337	1:22.813	203	5	26.153	28.474	24.800	1:19.427	213
6	28.260	28.979	25.646	1:22.885	198	6	26.471	28.830	24.970	1:20.271	204
6 Des HARVEY / Stephen MARSHALL (WA) (5th)						27 Howard FORD / Corey BLACKMAN (NSW) (DNF)					
1	33.938	30.246	25.883	1:30.067	199	1	33.302	29.890	25.494	1:28.686	194
2	26.921	29.400	25.645	1:21.966	204	2	28.004	29.276	25.210	1:22.490	207
3	26.827	29.201	25.660	1:21.688	214	3	27.336	28.861	25.611	1:21.808	212
4	27.636	29.900	25.735	1:23.271	196	4	27.729	29.071	25.773	1:22.573	200
5	27.332	29.513	26.250	1:23.095	210	5	27.433	29.685	25.561	1:22.679	208
6	28.907	29.228	25.716	1:23.851	189						
7 John COOPER / Diane BOUGHEN (QLD) (9th)						52 Neil TURNER / Danyon TURNER (QLD) (2nd)					
1	35.781	31.575	28.008	1:35.364	173	1	32.783	29.726	24.991	1:27.500	190
2	29.013	32.120	27.810	1:28.943	191	2	27.594	29.295	25.450	1:22.339	191
3	29.909	32.906	28.266	1:31.081	184	3	27.147	29.240	24.934	1:21.321	195
4	29.831	33.412	28.192	1:31.435	185	4	27.365	29.059	24.857	1:21.281	202
5	30.081	35.000	28.917	1:33.998	186	5	27.148	29.196	24.935	1:21.279	199
6	30.913	35.455	29.152	1:35.520	182	6	27.017	29.204	24.785	1:21.006	193
15 Jeff BROWN / Paris HALSEY (NSW) (7th)						54 Mick ALTON / Chrissie CLANCY (NSW) (6th)					
1	34.832	30.483	26.721	1:32.036	193	1	34.463	30.776	26.849	1:32.088	201
2	28.297	29.316	25.817	1:23.430	208	2	27.550	29.779	25.853	1:23.182	200
3	28.035	29.119	26.018	1:23.172	202	3	27.446	29.711	26.260	1:23.417	200
4	28.123	29.103	25.886	1:23.112	206	4	27.609	29.333	26.092	1:23.034	197
5	27.977	29.451	25.801	1:23.229	210	5	27.624	29.653	26.164	1:23.441	197
6	28.505	29.351	26.084	1:23.940	197	6	27.768	29.829	26.153	1:23.750	197
16 Darryl RAYNER / Cathy WARNE (NSW) (8th)						102 Jamie TURNER / Shelby TURNER (QLD) (3rd)					
1	35.548	30.212	26.671	1:32.431	197	1	34.684	30.129	25.679	1:30.492	193
2	28.603	29.719	26.110	1:24.432	196	2	27.167	29.419	25.374	1:21.960	217
3	27.961	29.883	26.339	1:24.183	195	3	26.954	29.625	25.066	1:21.645	218
4	28.294	30.180	26.331	1:24.805	193	4	27.038	29.363	25.183	1:21.584	213
5	28.274	30.333	26.401	1:25.008	195	5	27.515	29.055	25.300	1:21.870	219
6	28.252	30.707	26.436	1:25.395	192	6	26.869	29.270	24.977	1:21.116	202

The results are provisional until the end of the time limit for protests and appeals.


Chief Timekeeper - Scott Laing


Race Director - Tom Williams







www.computime.com.au
COMPUTIME RACE TIMING SYSTEMS PTY LTD





Round 2 : March 18 - 20 Queensland Raceway



ASBK.COM.AU    

HORSELL SIDECARS

Race 3

Date: 20/03/22
Event: R16
Weather: Mainly sunny - Temp: 30.2C
Track: Dry - Temp: 47.5C

Started at: 15:30:08
Laps: 6
Starters: 10
Printed at: 15:42

PROVISIONAL FASTEST LAPS SEQUENCE

Lap	Race Pos	No	Name	Machine	Fastest Lap	On Lap
1	1	17	Phillip UNDERWOOD / Tristan VERCOE (QLD)	Suzuki LCR 1000	1:26.284	1
2	1	17	Phillip UNDERWOOD / Tristan VERCOE (QLD)	Suzuki LCR 1000	1:20.199	2
3	1	17	Phillip UNDERWOOD / Tristan VERCOE (QLD)	Suzuki LCR 1000	1:20.016	3
5	1	17	Phillip UNDERWOOD / Tristan VERCOE (QLD)	Suzuki LCR 1000	1:19.427	5

The results are provisional until the end of the time limit for protests and appeals.


.....
Chief Timekeeper - Scott Laing


.....
Race Director - Tom Williams



www.computime.com.au
COMPUTIME RACE TIMING SYSTEMS PTY LTD





Round 2 : March 18 - 20 Queensland Raceway



ASBK.COM.AU f t i y

HORSELL SIDECARS

Race 3

Date: 20/03/22
Event: R16
Weather: Mainly sunny - Temp: 30.2C
Track: Dry - Temp: 47.5C

Started at: 15:30:08
Laps: 6
Starters: 10
Printed at: 15:42

PROVISIONAL LAP SHEET

No	Lap Time	Gap	No	Lap Time	Gap	No	Lap Time	Gap
Lap 1			15	1:23.172	12.139	102	1:21.116	12.433
17	1:26.284		54	1:23.417	12.188	1	1:22.885	17.148
52	1:27.500	1.216	16	1:24.183	14.547	6	1:23.851	17.704
27	1:28.686	2.402	7	1:31.081	28.889	54	1:23.750	22.678
6	1:30.067	3.783	Lap 4			15	1:23.940	22.685
102	1:30.492	4.208	17	1:20.037		16	1:25.395	30.020
1	1:30.543	4.259	52	1:21.281	5.905	7	1:35.520	1:10.10
15	1:32.036	5.752	27	1:22.573	9.021			
54	1:32.088	5.804	102	1:21.584	9.145			
16	1:32.431	6.147	6	1:23.271	10.456			
7	1:35.364	9.080	1	1:21.695	11.148			
Lap 2			54	1:23.034	15.185			
17	1:20.199		15	1:23.112	15.214			
52	1:22.339	3.356	16	1:24.805	19.315			
27	1:22.490	4.693	7	1:31.435	40.287			
6	1:21.966	5.550	Lap 5					
102	1:21.960	5.969	17	1:19.427				
1	1:22.748	6.808	52	1:21.279	7.757			
54	1:23.182	8.787	102	1:21.870	11.588			
15	1:23.430	8.983	27	1:22.679	12.273			
16	1:24.432	10.380	6	1:23.095	14.124			
7	1:28.943	17.824	1	1:22.813	14.534			
Lap 3			15	1:23.229	19.016			
17	1:20.016		54	1:23.441	19.199			
52	1:21.321	4.661	16	1:25.008	24.896			
27	1:21.808	6.485	7	1:33.998	54.858			
6	1:21.688	7.222	Lap 6					
102	1:21.645	7.598	17	1:20.271				
1	1:22.698	9.490	52	1:21.006	8.492			

The results are provisional until the end of the time limit for protests and appeals.

Scott Laing
Chief Timekeeper - Scott Laing

Tom Williams
Race Director - Tom Williams



www.computime.com.au
COMPUTIME RACE TIMING SYSTEMS PTY LTD





Round 2 : March 18 - 20 Queensland Raceway



ASBK.COM.AU f t i y

HORSELL SIDECARS

Race 3

Date: 20/03/22
Event: R16
Weather: Mainly sunny - Temp: 30.2C
Track: Dry - Temp: 47.5C


Started at: 15:30:08
Laps: 6
Starters: 10
Printed at: 15:42

PROVISIONAL LAP CHART

Name	Grid	1	2	3	4	5	6	Name
UNDERWOOD / VERCOE	17	17	17	17	17	17	17	UNDERWOOD / VERCOE
TURNER / TURNER	52	52	52	52	52	52	52	TURNER / TURNER
FORD / BLACKMAN	27	27	27	27	27	102	102	TURNER / TURNER
HARVEY / MARSHALL	6	6	6	6	102	27	1	CLANCY / WILLIAMS
CLANCY / WILLIAMS	1	102	102	102	6	6	6	HARVEY / MARSHALL
TURNER / TURNER	102	1	1	1	1	1	54	ALTON / CLANCY
BROWN / HALSEY	15	15	54	15	54	15	15	BROWN / HALSEY
ALTON / CLANCY	54	54	15	54	15	54	16	RAYNER / WARNE
RAYNER / WARNE	16	16	16	16	16	16	7	COOPER / BOUGHEN
COOPER / BOUGHEN	7	7	7	7	7	7	7	FORD / WRIGHT
FORD / WRIGHT	56							

The results are provisional until the end of the time limit for protests and appeals.


Chief Timekeeper - Scott Laing


Race Director - Tom Williams



www.computime.com.au
COMPUTIME RACE TIMING SYSTEMS PTY LTD





Round 2 : March 18 - 20 Queensland Raceway



ASBK.COM.AU f t i y

HORSELL SIDECARS

Race 3


Date: 20/03/22
Event: R16
Weather: Mainly sunny - Temp: 30.2C
Track: Dry - Temp: 47.5C


Started at: 15:30:08
Laps: 6
Starters: 10
Printed at: 15:42

PROVISIONAL BEST PARTIAL TIMES

Pos	Split 1		Split 2		Split 3		LAP		Ideal	Fastest
	Name	Time	Name	Time	Name	Time	Name	Time		
1	UNDERWOOD / VE	26.153	UNDERWOOD / VE	28.474	TURNER / TURNER	24.785	UNDERWOOD	1:19.427	1:19.427	
2	HARVEY / MARSHA	26.827	FORD / BLACKMAN	28.861	UNDERWOOD / VE	24.800	TURNER / TU	1:20.861	1:21.006	
3	TURNER / TURNER	26.869	CLANCY / WILLIAM	28.979	TURNER / TURNER	24.977	TURNER / TU	1:20.901	1:21.116	
4	CLANCY / WILLIAM	26.888	TURNER / TURNER	29.055	FORD / BLACKMAN	25.210	CLANCY / WIL	1:21.324	1:21.695	
5	TURNER / TURNER	27.017	TURNER / TURNER	29.059	CLANCY / WILLIAM	25.457	FORD / BLAC	1:21.407	1:21.808	
6	FORD / BLACKMAN	27.336	BROWN / HALSEY	29.103	HARVEY / MARSHA	25.645	HARVEY / MA	1:21.673	1:21.688	
7	ALTON / CLANCY	27.446	HARVEY / MARSHA	29.201	BROWN / HALSEY	25.801	ALTON / CLA	1:22.632	1:23.034	
8	RAYNER / WARNE	27.961	ALTON / CLANCY	29.333	ALTON / CLANCY	25.853	BROWN / HAL	1:22.881	1:23.112	
9	BROWN / HALSEY	27.977	RAYNER / WARNE	29.719	RAYNER / WARNE	26.110	RAYNER / WA	1:23.790	1:24.183	
10	COOPER / BOUGH	29.013	COOPER / BOUGH	31.575	COOPER / BOUGH	27.810	COOPER / BO	1:28.398	1:28.943	

The results are provisional until the end of the time limit for protests and appeals.


Chief Timekeeper - Scott Laing


Race Director - Tom Williams



www.computime.com.au
COMPUTIME RACE TIMING SYSTEMS PTY LTD





**Round 2 : March 18 - 20
Queensland Raceway**



ASBK.COM.AU f t i y

**AUSTRALIAN SIDECAR CHAMPIONSHIP
PROVISIONAL ROUND POINTS**

AUSTRALIAN SIDECAR CHAMPIONSHIP

Pos	No	Name	Rnd 1 Pole	Rnd 1 Race 1	Rnd 1 Race 2	Rnd 1 Race 3	Total
1	17	P. UNDERWOOD / T. VERCOE	1	25	25	25	76
2	102	J. TURNER / S. TURNER		17	20	18	55
3	1	P. CLANCY / A. WILLIAMS		16	16	17	49
4	6	D. HARVEY / S. MARSHALL		18	14	16	48
5	52	N. TURNER / D. TURNER		15	12	20	47
6	15	J. BROWN / P. HALSEY		14	18	14	46
7	54	M. ALTON / C. CLANCY		13	17	15	45
8	16	D. RAYNER / C. WARNE		12	15	13	40
9	7	J. COOPER / D. BOUGHEN			13	12	25
10	27	H. FORD / C. BLACKMAN		20			20

Scott Laing
.....
Chief Timekeeper - Scott Laing

Tom Williams
.....
Race Director - Tom Williams





**Round 2 : March 18 - 20
Queensland Raceway**



ASBK.COM.AU f t i y

**AUSTRALIAN SIDECAR CHAMPIONSHIP
PROVISIONAL PROGRESSIVE CHAMPIONSHIP POINTS**

AUSTRALIAN SIDECAR CHAMPIONSHIP

Pos	No	Name	Rnd 1 Pole	Rnd 1 Race 1	Rnd 1 Race 2	Rnd 1 Race 3	Total
1	17	P. UNDERWOOD / T. VERCOE	1	25	25	25	76
2	102	J. TURNER / S. TURNER		17	20	18	55
3	1	P. CLANCY / A. WILLIAMS		16	16	17	49
4	6	D. HARVEY / S. MARSHALL		18	14	16	48
5	52	N. TURNER / D. TURNER		15	12	20	47
6	15	J. BROWN / P. HALSEY		14	18	14	46
7	54	M. ALTON / C. CLANCY		13	17	15	45
8	16	D. RAYNER / C. WARNE		12	15	13	40
9	7	J. COOPER / D. BOUGHEN			13	12	25
10	27	H. FORD / C. BLACKMAN		20			20

Scott Laing
.....
Chief Timekeeper - Scott Laing

Tom Williams
.....
Race Director - Tom Williams





Round 2 : March 18 - 20 Queensland Raceway



ASBK.COM.AU f t i y

HORSELL SIDECARS

Race 3

Date: 20/03/22
Event: R16
Weather: Mainly sunny - Temp: 30.2C
Track: Dry - Temp: 47.5C


Started at: 15:30:08
Laps: 6
Starters: 10
Printed at: 15:42

PROVISIONAL RACE INFORMATION

Time	Description
15:27:00	Pit exit open - closes in 1:00
15:27:05	WARM UP LAP STARTED
15:28:01	PIT EXIT CLOSED
15:30:08	Event Start
15:33:08	NO JUMP STARTS
15:38:14	Chequered Flag
15:38:28	Rider 27 (H. FORD / C. BLACKMAN) STOPPED TURN 3 - MECHANICAL
15:39:55	Event Finish
15:40:45	Positions 6 & 7 result reversed - on video review

The results are provisional until the end of the time limit for protests and appeals.


.....
Chief Timekeeper - Scott Laing


.....
Race Director - Tom Williams



www.computime.com.au
COMPUTIME RACE TIMING SYSTEMS PTY LTD

